


# CS Installation

- 12 years warranty
- 25 years lifetime
- The weight of the system is less than 4.5kg/m<sup>2</sup>
- B1 grade fire resistance class for buildings



## Performance Advantages

### Higher power generation:


Enhance air ventilation, improve module heat dissipation, and increase power generation by about 5% compared to directly paste.

### Excellent conformability:

Avoiding unevenness of the roof and enhancing adhesion.

### Non-damaging installation:

The adhesive installation method avoids penetrating the original roof structure and does not affect the original waterproof performance of the roof.



### Durability:

New composite material with special treatment, excellent anti-corrosion and anti-aging ability, no degradation of performance after 1000 hours of damp heat test.

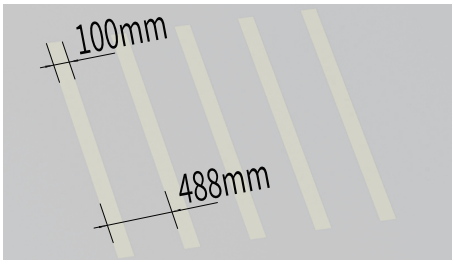
### Mechanical load performance:

2400Pa mechanical load, 45m/s wind tunnel test, stable and reliable installation.


### Roof protection:

No heat transfer contact between module and roof, reduce UV radiation from roof, reduce roof temperature.

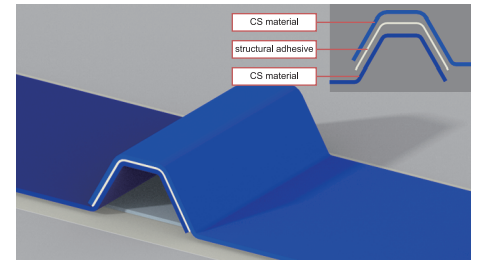
## Installation




Positioning of the installation area, each row is 100mm, the interval between two rows is 488mm, and cleaning of the bonding area with special cleaning agents.




Install the CS supports with an adhesive specified by Sunman according to the type of roofing material. Each module uses five CS supports.




Overlap two CS supports with adjacent waves and use structural adhesive at the lap.



Gluing at the ribs of the CS support, installing and flattening the assembly, placing the junction box side at the service walkway, and rolling the surface of the module with a plastic roller to ensure a good bond between the module and the CS supports.



Continue to install adjacent modules in the same way and connect cables.



Complete the installation of the remaining modules.

## Packaging

Modules with CS supports					Only CS supports				
	20'GP		40'HC		CS support	20'GP		40'HC	
	per pallet	per container	per pallet	per container		per pallet	per container	per pallet	per container
module	50+66	464	66	1188					
CS support	2350	2350	3000	6000		2200	35200	2500	90000

(Pieces)